

15 200m Backstroke Women Final

Official

☰ Qualified
☰ Heats
☰ Summary
📄

1 heat Final 13 years

Started at: 07:04 PM (+ 9 min)

Official

Lane	Competitor	Age	Club	RT	PTS	Rank	Result
0	Hope Wang	13	Phoe...	0.69		2	2:28.21 Entry: 2:37.16 -8.95
	50m: 34.66		100m: 1:12.61 (37.95)				150m: 1:51.11 (38.50)
	200m: 2:28.21 (37.10)						
1	Teja van der Westhuizen	13	Nort...	0.63		8	2:35.21 Entry: 2:37.06 -1.85
	50m: 35.77		100m: 1:14.91 (39.14)				150m: 1:55.27 (40.36)
	200m: 2:35.21 (39.94)						
2	Meeka Mills	13	Puke...	0.64		4	2:33.29 Entry: 2:35.41 -2.12
	50m: 34.10		100m: 1:12.57 (38.47)				150m: 1:53.29 (40.72)
	200m: 2:33.29 (40.00)						
3	Mackenzie Wright	13	Rau...	0.66		6	2:34.78 Entry: 2:33.59 +1.19
	50m: 36.37		100m: 1:15.57 (39.20)				150m: 1:56.29 (40.72)
	200m: 2:34.78 (38.49)						
4	Hana Carnie	13	Wan...	0.71		1	2:20.66 Entry: 2:21.54 -0.88
	50m: 32.47		100m: 1:07.26 (34.79)				150m: 1:44.03 (36.77)
	200m: 2:20.66 (36.63)						
5	Zoe Baskett	13	Wha...	0.56		3	2:29.06 Entry: 2:32.79 -3.73
	50m: 34.75		100m: 1:12.80 (38.05)				150m: 1:50.95 (38.15)
	200m: 2:29.06 (38.11)						
6	Eivi Isles	13	Kiwi ...	0.69		9	2:35.94 Entry: 2:35.04 +0.90
	50m: 35.91		100m: 1:15.71 (39.80)				150m: 1:55.89 (40.18)
	200m: 2:35.94 (40.05)						
7	Giselle Yee	13	Swi...	0.62		5	2:33.70 Entry: 2:36.40 -2.70
	50m: 35.33		100m: 1:14.38 (39.05)				150m: 1:53.41 (39.03)
	200m: 2:33.70 (40.29)						
8	Georgia Duske	13	Evol...	0.68		7	2:34.87 Entry: 2:37.10 -2.23
	50m: 36.16		100m: 1:16.31 (40.15)				150m: 1:55.96 (39.65)
	200m: 2:34.87 (38.91)						
9	Keira Watt	13	Whar...	0.69		10	2:38.35 Entry: 2:37.36 +0.99
	50m: 36.52		100m: 1:18.12 (41.60)				150m: 1:59.70 (41.58)
	200m: 2:38.35 (38.65)						

2 heat Final 14 years

Started at: 07:09 PM (+ 9 min)

Official









Lane	Competitor	Age	Club	RT	PTS	Rank	Result
------	------------	-----	------	----	-----	------	--------

0	Stella Harper	14	Wan...	0.71	9	2:36.55	Entry: 2:35.25 +1.30
	50m: 36.37	100m: 1:15.67 (39.30)	150m: 1:56.75 (41.08)				
	200m: 2:36.55 (39.80)						
1	Zhongrui Li	14	Parn...	0.74	7	2:31.61	Entry: 2:34.28 -2.67
	50m: 35.20	100m: 1:12.84 (37.64)	150m: 1:52.10 (39.26)				
	200m: 2:31.61 (39.51)						
2	Hayley Wyatt	14	Coas...	0.63	5	2:31.27	Entry: 2:32.39 -1.12
	50m: 34.72	100m: 1:12.19 (37.47)	150m: 1:51.99 (39.80)				
	200m: 2:31.27 (39.28)						
3	Mackenzie Tobin	14	Parn...	0.75	3	2:26.17	Entry: 2:27.64 -1.47
	50m: 33.71	100m: 1:10.83 (37.12)	150m: 1:49.17 (38.34)				
	200m: 2:26.17 (37.00)						
4	Jade Lyles	14	Phoe...	0.70	1	2:20.54	Entry: 2:22.60 -2.06
	50m: 33.48	100m: 1:08.84 (35.36)	150m: 1:44.79 (35.95)				
	200m: 2:20.54 (35.75)						
5	Alanna Rawson	14	St P...	0.63	2	2:22.24	Entry: 2:23.69 -1.45
	50m: 33.74	100m: 1:10.16 (36.42)	150m: 1:46.17 (36.01)				
	200m: 2:22.24 (36.07)						
6	Sophie Wellington	14	Kiwi ...	0.63	4	2:30.37	Entry: 2:31.57 -1.20
	50m: 34.00	100m: 1:12.22 (38.22)	150m: 1:51.09 (38.87)				
	200m: 2:30.37 (39.28)						
7	Cloris Ding	14	Unite...	0.71	6	2:31.40	Entry: 2:33.76 -2.36
	50m: 35.28	100m: 1:13.63 (38.35)	150m: 1:53.29 (39.66)				
	200m: 2:31.40 (38.11)						
8	Emily Saunders	14	Selw...	0.55	8	2:36.23	Entry: 2:34.88 +1.35
	50m: 35.53	100m: 1:15.65 (40.12)	150m: 1:55.75 (40.10)				
	200m: 2:36.23 (40.48)						
9	Elizabeth Pool	14	Swi...	0.60	10	2:42.37	Entry: 2:35.30 +7.07
	50m: 36.78	100m: 1:17.81 (41.03)	150m: 2:00.26 (42.45)				
	200m: 2:42.37 (42.11)						

3 heat		Final 15 years		Started at: 07:13 PM (+ 9 min)		Official	
Lane	Competitor	Age	Club	RT	PTS	Rank	Result
0	Charlotte Devoy	15	Mt M...	0.66		10	2:41.53
	50m: 35.17	100m: 1:15.34 (40.17)	150m: 1:58.00 (42.66)				Entry: 2:37.85 +3.68
	200m: 2:41.53 (43.53)						
1	Madelene Van Vliet	15	Mt M...	0.65		7	2:33.55
	50m: 34.30	100m: 1:13.22 (38.92)	150m: 1:54.21 (40.99)				Entry: 2:35.70 -2.15
	200m: 2:33.55 (39.34)						
2	Lani Jarrett	15	St P...	0.65		4	2:32.16
	50m: 34.70	100m: 1:12.55 (37.85)	150m: 1:52.31 (39.76)				Entry: 2:33.00 -0.84

200m: 2:32.16 (39.85)							
3	Arissa Liu	15	Phoe...	0.57	3	2:26.17	Entry: 2:27.83 -1.66
	50m: 33.84	100m: 1:11.61 (37.77)	150m: 1:50.38 (38.77)				
	200m: 2:26.17 (35.79)						
4	Laura Menzies	15	Whar...	0.62	1	2:23.09	Entry: 2:25.43 -2.34
	50m: 32.54	100m: 1:07.34 (34.80)	150m: 1:44.19 (36.85)				
	200m: 2:23.09 (38.90)						
5	Brooke Speers	15	Gree...	0.65	2	2:25.24	Entry: 2:27.00 -1.76
	50m: 33.46	100m: 1:10.93 (37.47)	150m: 1:49.08 (38.15)				
	200m: 2:25.24 (36.16)						
6	Olivia Johnson	15	Muri...	0.72	5	2:32.85	Entry: 2:32.46 +0.39
	50m: 36.90	100m: 1:16.07 (39.17)	150m: 1:55.16 (39.09)				
	200m: 2:32.85 (37.69)						
7	Violet Carter	15	Ice B...	0.70	6	2:32.99	Entry: 2:33.60 -0.61
	50m: 36.33	100m: 1:16.02 (39.69)	150m: 1:55.40 (39.38)				
	200m: 2:32.99 (37.59)						
8	Megan Scott	15	Swi...	0.66	8	2:36.22	Entry: 2:37.46 -1.24
	50m: 35.63	100m: 1:15.55 (39.92)	150m: 1:55.51 (39.96)				
	200m: 2:36.22 (40.71)						
9	Shyla Kennard	15	Aqua...	0.66	9	2:36.38	Entry: 2:38.73 -2.35
	50m: 34.88	100m: 1:14.77 (39.89)	150m: 1:56.35 (41.58)				
	200m: 2:36.38 (40.03)						

4 heat		Final 16 years				Official	
Started at: 07:19 PM (+ 10 min)							
Lane	Competitor	Age	Club	RT	PTS	Rank	Result
0	Georgia Mill	16	Troja...	0.68		8	2:30.55 Entry: 2:33.84 -3.29
	50m: 34.59	100m: 1:11.97 (37.38)	150m: 1:51.71 (39.74)				
	200m: 2:30.55 (38.84)						
1	Isla Kefford	16	Pirat...	0.59		10	2:31.26 Entry: 2:30.83 +0.43
	50m: 34.38	100m: 1:12.26 (37.88)	150m: 1:52.03 (39.77)				
	200m: 2:31.26 (39.23)						
2	Ashley Lander	16	St P...	0.61		6	2:30.07 Entry: 2:29.96 +0.11
	50m: 35.13	100m: 1:12.89 (37.76)	150m: 1:51.20 (38.31)				
	200m: 2:30.07 (38.87)						
3	Ariella Riley	16	Hamil...	0.74		2	2:22.17 Entry: 2:25.76 -3.59
	50m: 33.68	100m: 1:09.95 (36.27)	150m: 1:46.83 (36.88)				
	200m: 2:22.17 (35.34)						
4	Bridie Quayle	16	Whar...	0.72		1	2:19.20 Entry: 2:21.35 -2.15
	50m: 32.34	100m: 1:07.95 (35.61)	150m: 1:44.41 (36.46)				
	200m: 2:19.20 (34.79)						
5	Aimee McGivern	16	Phoe...	0.60		3	2:23.33 Entry: 2:24.52 -1.19

	50m: 33.34 200m: 2:23.33 (37.01)	100m: 1:09.21 (35.87)	150m: 1:46.32 (37.11)	
6	 Paige Stringer	16	 Hamil... 0.63	4 2:25.63 Entry: 2:28.00 -2.37
	50m: 32.75 200m: 2:25.63 (38.64)	100m: 1:09.07 (36.32)	150m: 1:46.99 (37.92)	
7	 Macey Barnes	16	 Nort... 0.63	5 2:27.97 Entry: 2:30.10 -2.13
	50m: 33.12 200m: 2:27.97 (39.58)	100m: 1:10.01 (36.89)	150m: 1:48.39 (38.38)	
8	 Bella Ealam-Smith	16	 Nort... 0.64	9 2:31.09 Entry: 2:31.76 -0.67
	50m: 34.03 200m: 2:31.09 (39.18)	100m: 1:12.20 (38.17)	150m: 1:51.91 (39.71)	
9	 Indiana Riley	16	 Hamil... 0.69	7 2:30.17 Entry: 2:35.45 -5.28
	50m: 35.73 200m: 2:30.17 (37.48)	100m: 1:13.84 (38.11)	150m: 1:52.69 (38.85)	